



GRAND BYTES

Grand Computers Club Newsletter



Tech Tip - Use Smartphone To Find Your Car	1
Education Courses - Classes for the Winter Semester ends April 27	3
Apple SIG: All Star Instructors and Tech Team Members	4
How to add an icon of the Grand Computers Club website to your cell iPhone home screen or iPad desktop	4
Do You Still Believe These 20 Ridiculous Tech Myths?	5
Top Five Cyber Security Tips	5
Flight Simulator Special Interest Group (SIG): Introduction to the Grand Computers Club flight simulator software.	6
Compose Yourself SIG Writing Group meets during the Summer	6
Volunteers Needed!	8

[Tech Tip - Use Smartphone To Find Your Car](#)

Have you walked out of the Chaparral Center and had absolutely no idea where you parked? Your smartphone can help you!

The first step is to turn on your location:

Apple:

1. On your phone, open the Settings app
2. Under "Privacy & Security" tap "Location Services"
3. Turn it On (green)
4. Further down the page, the apps are listed in Alphabetical order. Select Maps and under "allow location access" select "While Using the App or Widgets"
5. Turn on Precise Location



Ann Hopperstad
Tech Help Director

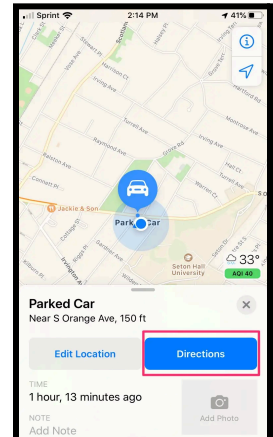
Android:

1. On your phone, open the Settings app
2. Under "Personal," tap Location
3. Turn on location



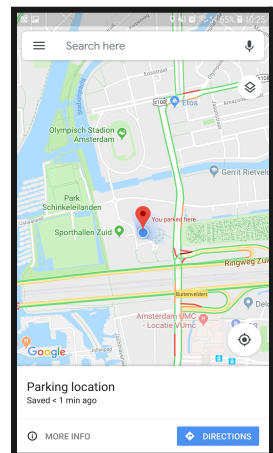
Apple Maps

- If you connect your iPhone to your car using Bluetooth or Apple CarPlay, the app **automatically drops a Parked Car marker** on its map
- To find your car, open the app and tap on the Parked Car pin
- If driving your golf cart, hide an Air Tag in your golf cart and use the Find My App to direct you to your parking spot.



Google Maps

- After you park, open the app and **tap the blue dot** on the map that shows your location. **Tap Save Parking.**
- To find your car, open the app, tap the search bar and enter Parking Location. At the bottom of the screen, tap the Directions and Start buttons.



Use your phone's Voice Assistant

Step 1: Tell your Google Assistant (Android) or Siri (iPhone) where you parked

- On your phone, touch & hold the Home button (or side button for newer iPhones) and say "Hey Google" or "Hey Siri."
- Say, for example:
 - "I parked here"
 - "Remember where I parked"
 - "I parked my car on level two"
 - "I parked in the south lot"
 - "My parking spot is F34"

Step 2: Ask where you parked

- On your phone, touch & hold the Home button (or side button for newer iPhones) and say "Hey Google" or "Hey Siri."
- Ask, for example:
 - "Where's my car?"
 - "Where did I park?"
 - "Do you remember where I parked?"
- Your Voice Assistant will tell you where you parked. You'll also see a map that shows your parking location.

Education Courses - Classes for the Winter Semester end April 27



Classes for the winter semester end April 27, 2024. There are no seats available, so add the class to your WaitList.

For classes still in session, students please fill out **Your Class Evaluation** after the class for the day is over. Note: We do not see your name on the evaluation form submitted.

The evaluation is to help the instructors prepare for the class.

- o What classes would you like to see?
- o Should there be an advanced class or a beginner's class?
- o Did you like the handout?
- o What would you like to see in the handout?
- o Did you learn anything in the class?

To fill out the Evaluation Form bring to the class your login information: Cam Number and Password. The instructor and class assistant will help you to fill out the form.

The next education session is the fall session beginning September 2024. The club will be working over the summer getting ready for the fall session. Information will be out with the start of fall classes, when registration begins. Look for e-blasts from the Club. If you are not receiving the e-blasts, please contact the Computers Club.

VOLUNTEERS NEEDED. We are always looking for new instructors and assistant instructors. If you are interested in teaching, but you are unsure of your abilities, consider assisting in a class. You might be surprised by your abilities. If you are interested in either teaching or becoming a class assistant, contact the Education Director. For questions and more information, contact me. Marie Frasca Education Director, education@grandcomputers.org

[Apple SIG: All Star Instructors and Tech Team Members](#)

By Ira Simmons



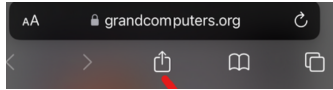
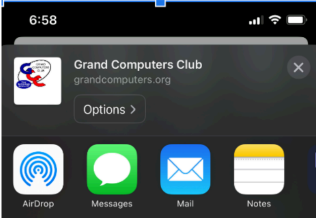
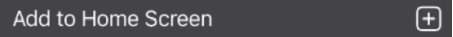
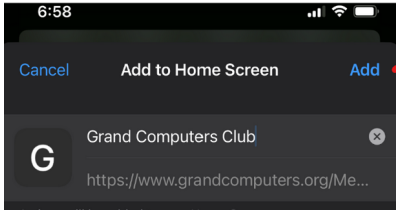

Club Update - Bring Your iPhone, Pad or Mac. We will Answer your questions.



For our final Apple SIG meeting of the season, we have assembled a team of all-star instructors and tech team members to answer your questions about any Apple product! And we'll also address questions about any Mac/Apple app and program. So bring your questions or better yet, bring your iPhone, iPad, Mac, Apple Watch, even Apple Vision Pro to the session; **April 15, 3:30pm in the Hopi Room**, down the hall from the Computers Club. See you then.

[How to add an icon of the Grand Computers Club website to your cell iPhone home screen or iPad desktop](#)

Want to add an icon of the Grand Computers Club website to your iPhone or iPad home screen? Here's how:

<p>Click the Safari icon</p> 	<p>Open GCC website</p> 	<p>Click the box at the bottom with the up arrow.</p> 
<p>Icons should appear.</p>  <p>Swipe swipe up to find the "Add to Home Screen"</p> 	 <p>Click 'Add' in the upper right corner.</p>	<p>An icon of the playlists document should appear at the bottom of one of your home screens</p> 

This should work for any webpage that you want to have as an icon on your phone or tablet home screen.

[Flight Simulator Special Interest Group \(SIG\): Introduction to the Grand Computers Club flight simulator software.](#)

By Ted Gray



The computer club has a very accurate flight simulator consisting of two computers running four screens. One computer runs the instrument panel screen and another for the three screens displaying scenery. The current programs that are running on the flight simulator are X-Plane 11 and X-Plane 12. X-Plane 11 is older and has more aircraft available. X-Plane 12 has better scenery but being a new rewrite, it is gradually building up more aircraft that have been designed for that version. Both versions of X-Plane are accurate enough that one can fly a simple VFR flight or increase the complexity to fly an IFR flight ending in an approach to minimums at the chosen airport. The cockpit consists of a very comfortable seat that is adjustable with high accuracy joystick, rudder pedals and controls. The aircraft vary from a simple J-3 Piper Cub up to a Boeing 787 airliner.

Even if you have no prior experience in flight or if you are a high time private pilot, we can start you off with an instructor to learn how to use the equipment and if necessary, teach you how to fly. Certified versions of this software are used to practice instrument flight and are able to log it for the FAA.

Our flight simulator SIG meetings are held on the fourth Friday of the month from 4 to 5:30 PM in the Open Use room from October to April.

We hope to see any pilots or “wannabe” pilots at our next Flight Simulator SIG meeting or in the club to check out the simulator.

[Compose Yourself SIG Writing Group meets during the Summer](#)

Our SIG meets year-round on the first and third Mondays of the month. If you are looking for something to do this summer, please join us. **We meet from 12:45 to 3 PM, and through the end of 2024 our meetings are scheduled in the Mesquite Room located in the Sonoran Plaza.**



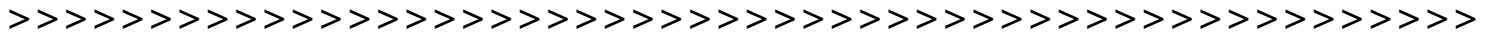
We are having a **social gathering on Monday, April 8** in the common area behind the Palm Center from 3 to 6 PM. Spouses and significant others are welcome.

We are a fun group. We enjoy writing stories, poetry, fiction, and autobiographies; some write for pleasure, for family or for publication. During our meetings we read and receive feedback. This is a great way to improve one’s writing skills.

For more information, please call or text Gloria Young at 605-698-4927.

Special Interest Group Activities (SIGs)

Non-Members may attend **3** meetings before joining the Club.
For Special Interest Group Activities (SIGs), go to <http://www.grandcomputers.org> > SIGs
Or if viewing online, click [HERE](#) or on a logo below.



[Click HERE for Recent Newsletters](#)

Interested in writing an article for the GrandBytes newsletter?

We welcome technical articles that may be of interest to our members.

Please send comments, corrections, suggestions and newsletter articles to publicity@grandcomputers.org




Volunteers Needed!

We need YOU! Grand Computers Club operates 100% on Volunteer power and it can't be done without YOU! Click [HERE](#) to find volunteering opportunities.

Here are some great volunteer positions! These are open now so please don't hesitate to join our volunteer team!

- Social Committee Chair – Responsible for driving, overseeing, and managing the social events of the Grand Computers Club.
- [Calendar Coordinator and Scheduler](#) – We have a busy club with several events a week. This position is responsible for communicating with club leaders to ensure our calendar lists all the events appropriately.
- Education Scheduler – Working with our Education Director and the instructors this role will ensure our classes are scheduled and listed appropriately.



Please contact Clay Stephens or Tom Shepherd if you have any questions or if you are interested in any of these volunteer opportunities.

Clay Stephens – clay512tr@msn.com

Tom Shepherd - tomshepherdaz@gmail.com

